

LOS ANGELES BUILDING PERMIT REPORT

FEBRUARY 2025

Monthly analysis of construction activity in the City of Los Angeles, based on building permits issued by the Department of Building and Safety (LADBS). Prepared for contractors, builders, and construction industry professionals.

5,100 Total Permits Issued	\$372.9M Total Project Valuation	\$9K Median Project Value	368 New Construction Permits
556 ADU Permits	▲ 0.0% vs. Prior Month		

Data Source: LADBS Public Records via data.lacity.org. All permit counts reflect permits with an issue date within the report month. Valuation figures are as reported on permit applications and may not reflect final project costs.

1. Permit Volume Overview

In the report month, LADBS issued **5,100 building permits** across the City of Los Angeles — a **0.0% increase** compared to the prior month (5,100 permits). Total declared project valuation reached **\$372.93 million**, with a median project value of **\$9,000**.

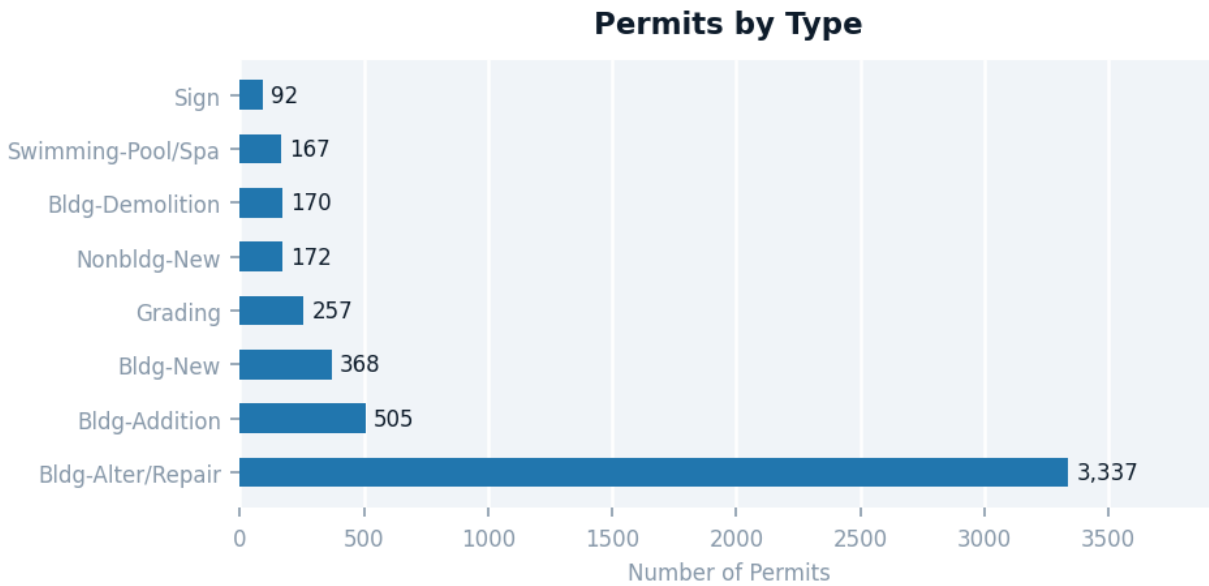


Figure 1: Distribution of permits by type for the report month.

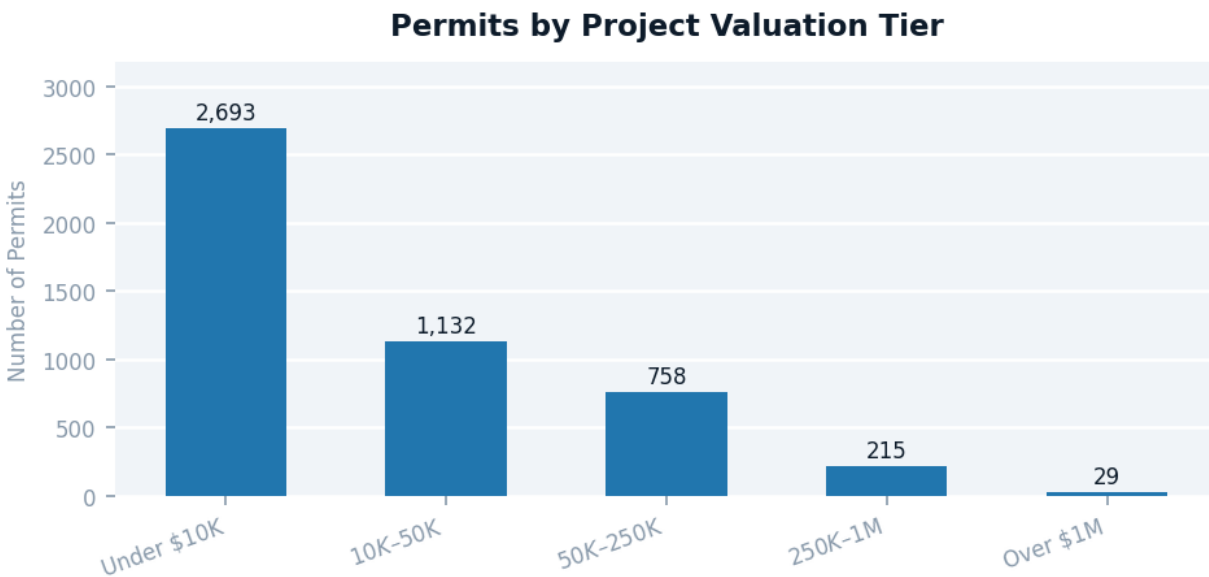


Figure 2: Number of permits by declared valuation bucket (excludes \$0 valuations).

2. Hottest ZIP Codes & Neighborhoods

The tables below identify the most active ZIP codes and community plan areas (neighborhoods) by permit volume. These markets represent the highest concentration of active construction projects — prime territory for contractor business development.

ZIP Code	Permits	Total Val.
91326	126	\$12.9M
90049	118	\$6.1M
90045	111	\$29.5M
90026	100	\$6.2M
91335	99	\$4.0M
91367	98	\$3.2M
91344	97	\$4.8M
90065	92	\$4.5M
90064	88	\$6.7M
90066	88	\$3.9M

Neighborhood	Permits	Total Val.
Northeast Los Angeles	327	\$13.1M
Wilshire	316	\$29.5M
Hollywood	309	\$63.3M
Canoga Park-West Hills-Winne	273	\$15.7M
Chatsworth - Porter Ranch	218	\$15.2M
South Los Angeles	215	\$12.4M
West Adams - Baldwin Hills -	213	\$5.9M
North Hollywood - Valley Vil	208	\$7.0M
West Los Angeles	205	\$18.0M
Encino - Tarzana	194	\$12.8M

Table 1 (left): Top 10 ZIP codes by permit count. Table 2 (right): Top 10 community plan areas by permit count.

3. Project Valuation & Size Analysis

Total declared project valuation for the month was **\$372.93 million**. The median project valuation was **\$9,000**, indicating that most permitted work consists of small-to-mid-scale alterations and repairs. New construction alone accounted for **\$110.74 million** in declared value across **368 permits**.

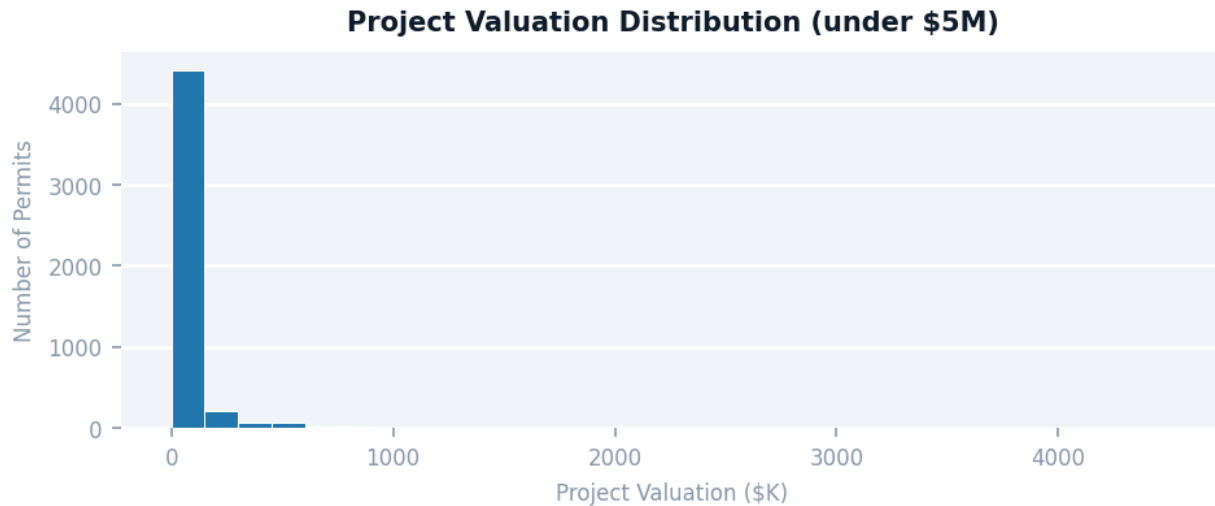


Figure 3: Histogram of project valuations (permits under \$5M shown). Long-tail outliers (large commercial/multifamily) are excluded for readability.

Top 5 Highest-Value Projects

Address	Type	Valuation	Project Description
5601 W SANTA MONICA BLVD	Bldg-Alter/Repair	\$46,250,000	**EARLY START FOUNDATION ONLY PERMIT UP TO PODIUM LEVE (STREET LEVEL) FOR NEW 6 STORY Cre...
380 WORLD WAY	Bldg-Alter/Repair	\$22,500,000	**ePlan**LAX PROJECT BOP 2**MAJOR TENANT IMPROVEMENT IN LEVEL2 : INSTALL NEW EDS SCANNING...
15301 W VENTURA BLVD	Bldg-Alter/Repair	\$10,400,000	INTERIOR RENOVATION OF A 16 SCREEN MOVIE THEATER. NEW SCREENS AND SEATS IN THEATERS. NEW K...
1330 W PICO BLVD 209	Bldg-Alter/Repair	\$5,400,000	EPLAN EXPEDITE Change of Use of a 2 story, Type I, 200'x500' irregularly shaped Industrial...
5566 W PICO BLVD 1-40	Bldg-New	\$5,260,000	New 7-story, 40-unit (4 Units ELI, 10%) mixed-use building with 5 levels of Type IIIA apar...

4. ADU & New Construction Spotlight

Accessory Dwelling Units (ADUs) and new construction permits represent two of the most opportunity-rich segments for contractors. This month, **556 ADU permits** were issued (10.9% of total volume), alongside **368 new construction permits** (7.2% of total) representing **\$110.74 million** in declared valuation.

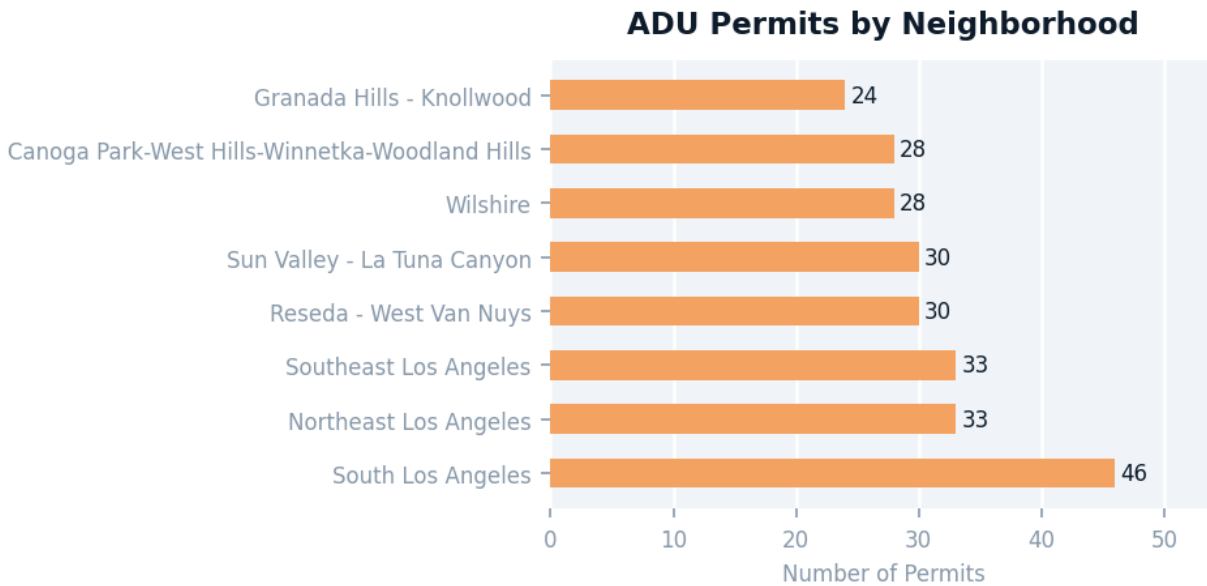


Figure 4: Top neighborhoods for ADU permit activity.

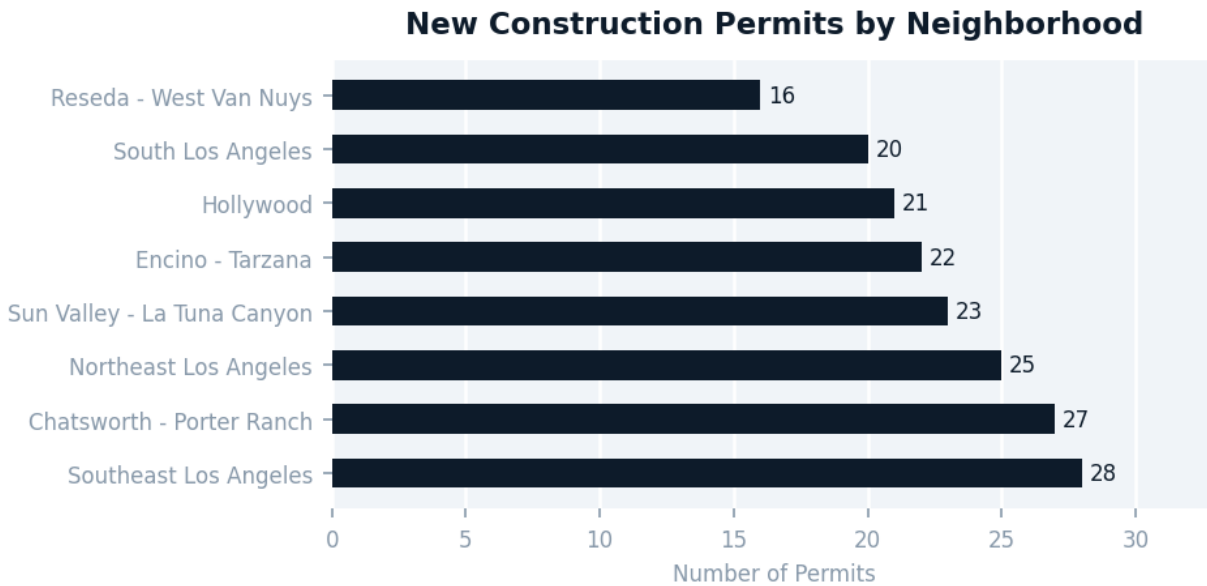


Figure 5: Top neighborhoods for new construction permit activity.

BCAR DATA delivers monthly LA building permit lead lists directly to your inbox within 48 hours.

Visit bcardata.com to purchase or subscribe.

BCAR DATA compiles public LADBS permit records into clean, actionable lead lists for Los Angeles construction professionals. Data is sourced directly from government records and delivered monthly. Coverage: Los Angeles, Dallas, Austin, Houston.