

LOS ANGELES BUILDING PERMIT REPORT

MARCH 2025

Monthly analysis of construction activity in the City of Los Angeles, based on building permits issued by the Department of Building and Safety (LADBS). Prepared for contractors, builders, and construction industry professionals.

5,545 Total Permits Issued	\$421.3M Total Project Valuation	\$9K Median Project Value	391 New Construction Permits
589 ADU Permits	▲ 8.7% vs. Prior Month		

Data Source: LADBS Public Records via data.lacity.org. All permit counts reflect permits with an issue date within the report month. Valuation figures are as reported on permit applications and may not reflect final project costs.

1. Permit Volume Overview

In the report month, LADBS issued **5,545 building permits** across the City of Los Angeles — a **8.7% increase** compared to the prior month (5,100 permits). Total declared project valuation reached **\$421.31 million**, with a median project value of **\$9,000**.

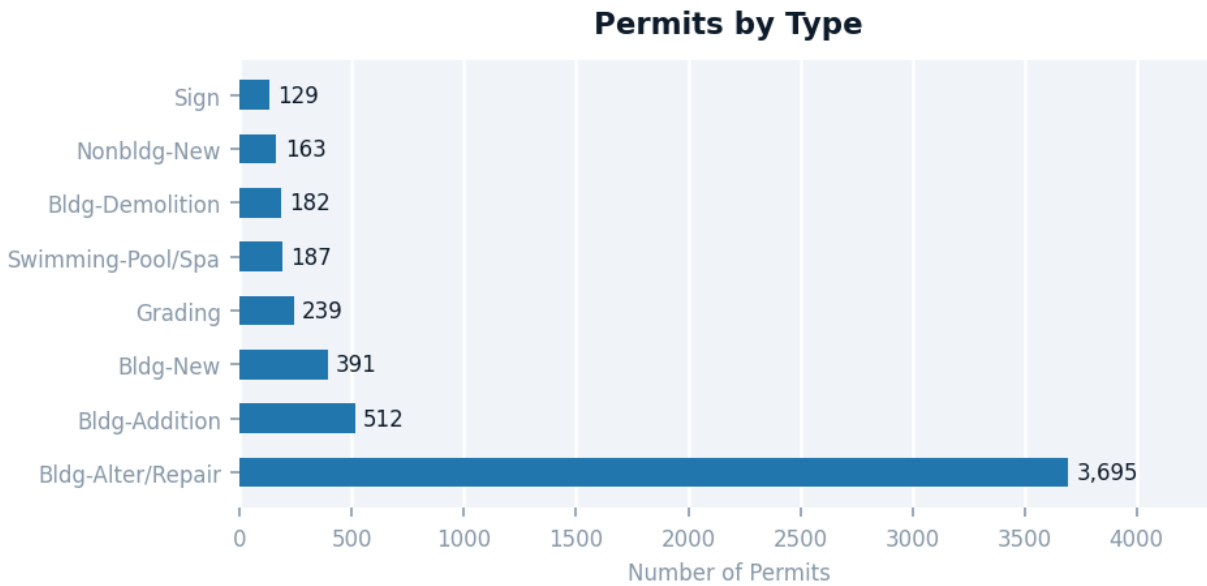


Figure 1: Distribution of permits by type for the report month.

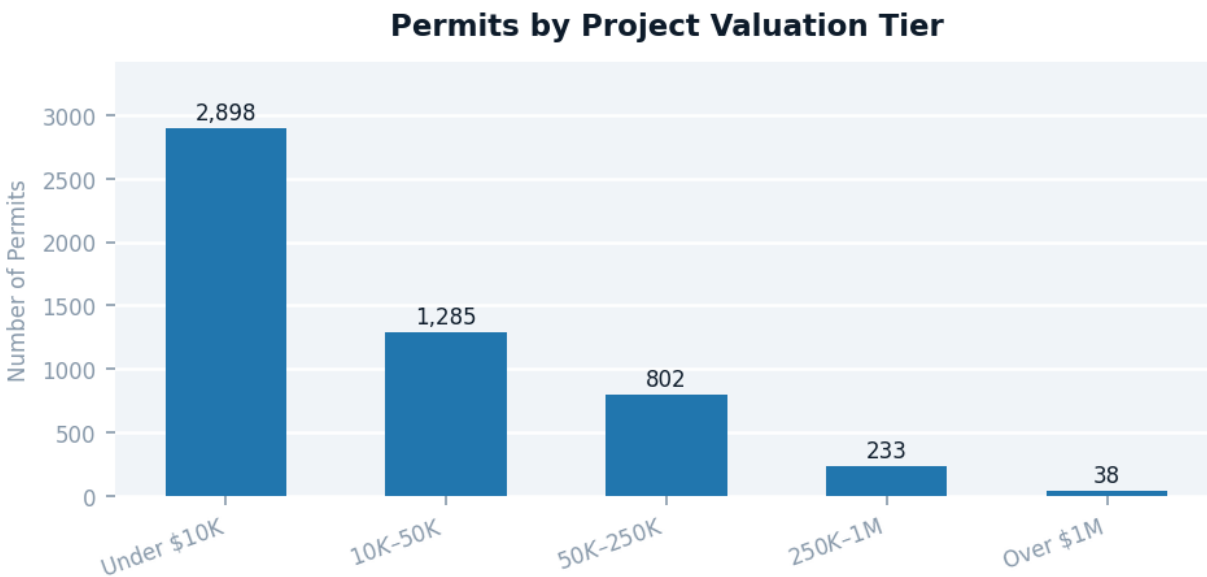


Figure 2: Number of permits by declared valuation bucket (excludes \$0 valuations).

2. Hottest ZIP Codes & Neighborhoods

The tables below identify the most active ZIP codes and community plan areas (neighborhoods) by permit volume. These markets represent the highest concentration of active construction projects — prime territory for contractor business development.

ZIP Code	Permits	Total Val.
90049	150	\$12.4M
91344	134	\$3.5M
91335	124	\$6.4M
90066	113	\$7.3M
90026	111	\$3.6M
91367	111	\$5.1M
91342	106	\$5.3M
90042	102	\$1.9M
91326	98	\$1.9M
91406	98	\$3.9M

Neighborhood	Permits	Total Val.
Northeast Los Angeles	393	\$34.1M
Hollywood	308	\$15.5M
Canoga Park-West Hills-Winne	281	\$11.6M
North Hollywood - Valley Vil	265	\$11.8M
Wilshire	265	\$36.1M
Van Nuys - North Sherman Oak	231	\$14.5M
West Adams - Baldwin Hills -	227	\$12.4M
Encino - Tarzana	219	\$15.2M
Reseda - West Van Nuys	207	\$10.0M
Chatsworth - Porter Ranch	200	\$40.3M

Table 1 (left): Top 10 ZIP codes by permit count. Table 2 (right): Top 10 community plan areas by permit count.

3. Project Valuation & Size Analysis

Total declared project valuation for the month was **\$421.31 million**. The median project valuation was **\$9,000**, indicating that most permitted work consists of small-to-mid-scale alterations and repairs. New construction alone accounted for **\$200.49 million** in declared value across **391 permits**.

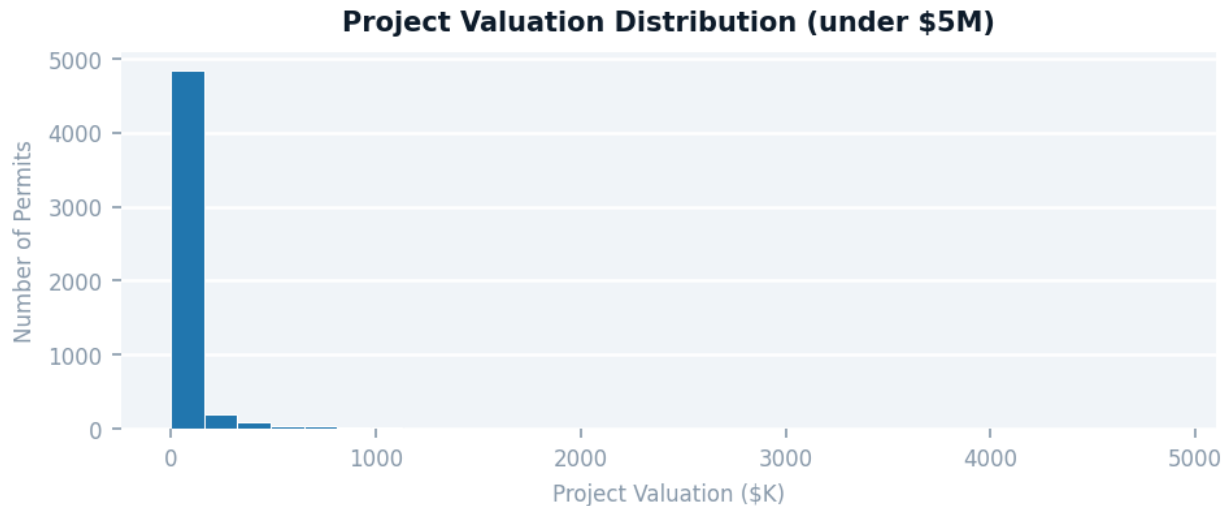


Figure 3: Histogram of project valuations (permits under \$5M shown). Long-tail outliers (large commercial/multifamily) are excluded for readability.

Top 5 Highest-Value Projects

Address	Type	Valuation	Project Description
448 S SAN PEDRO ST 1-98	Bldg-New	\$30,000,000	NEW 5 STORY TYPE IIIA 98 UNITS (5 ELI, 6 VLI, 86 LI, ONE MANAGER UNIT) 100% AFFORDABLE HOU...
11250 W LA GRANGE AVE 1-38	Bldg-New	\$19,500,000	NEW 5 STORY WITH ROOF DECK 38 UNITS (13% VLI = 5) AFFORDABLE HOUSING APARTMENT TO INCLUDE ...
6066 W OLYMPIC BLVD 1-120	Bldg-New	\$15,000,000	eplanNew Mixed Use Building. 2 Levels of Type IA Construction - Below Grade Parking, Type ...
20801 W RINALDI ST	Bldg-Addition	\$15,000,000	EPLAN ADDITION (77'0" x 195'4") OF A 2-STORY OVER 1 BASEMENT LEVEL , TYPE 1A CONSTRUCTION ...
6333 W 3RD ST E-16	Bldg-Alter/Repair	\$5,000,000	(ePLAN) Tenant improvement to existing 2-story retail space. Work to include new interior ...

4. ADU & New Construction Spotlight

Accessory Dwelling Units (ADUs) and new construction permits represent two of the most opportunity-rich segments for contractors. This month, **589 ADU permits** were issued (10.6% of total volume), alongside **391 new construction permits** (7.1% of total) representing **\$200.49 million** in declared valuation.

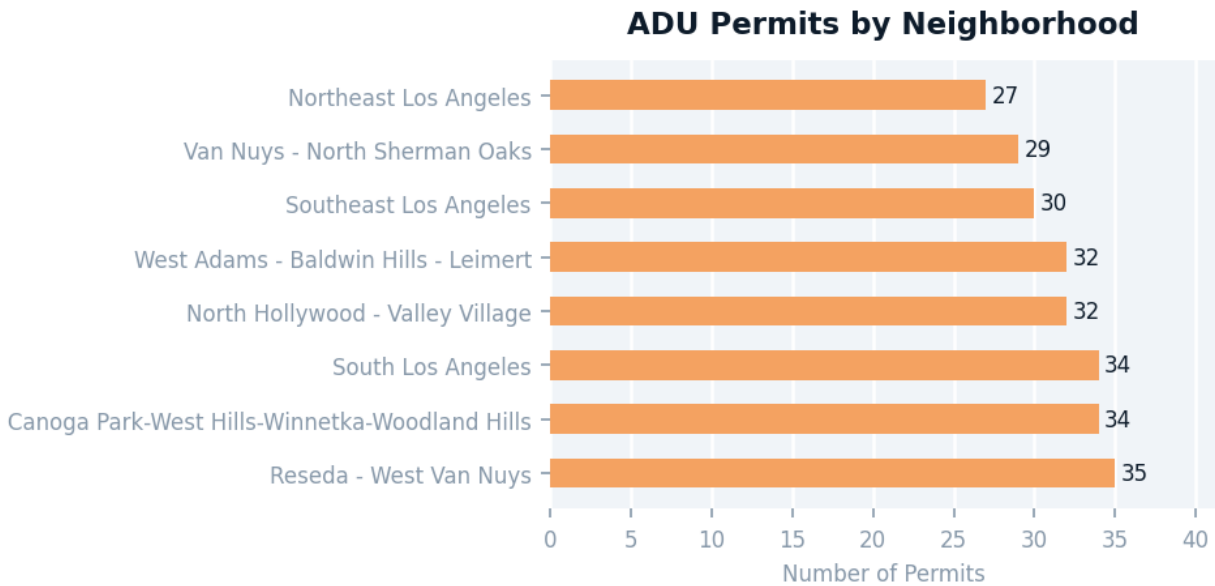


Figure 4: Top neighborhoods for ADU permit activity.

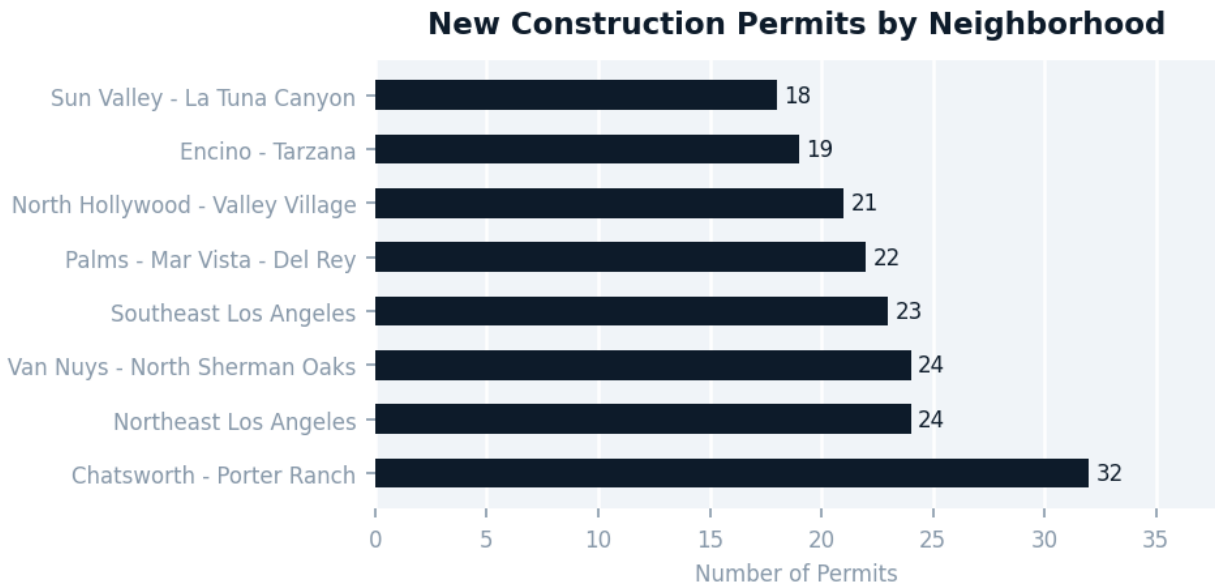


Figure 5: Top neighborhoods for new construction permit activity.

BCAR DATA delivers monthly LA building permit lead lists directly to your inbox within 48 hours.

Visit bcardata.com to purchase or subscribe.

BCAR DATA compiles public LADBS permit records into clean, actionable lead lists for Los Angeles construction professionals. Data is sourced directly from government records and delivered monthly. Coverage: Los Angeles, Dallas, Austin, Houston.