

LOS ANGELES BUILDING PERMIT REPORT

JUNE 2025

Monthly analysis of construction activity in the City of Los Angeles, based on building permits issued by the Department of Building and Safety (LADBS). Prepared for contractors, builders, and construction industry professionals.

5,240 Total Permits Issued	\$454.1M Total Project Valuation	\$9K Median Project Value	334 New Construction Permits
510 ADU Permits	▼ 4.1% vs. Prior Month		

Data Source: LADBS Public Records via data.lacity.org. All permit counts reflect permits with an issue date within the report month. Valuation figures are as reported on permit applications and may not reflect final project costs.

1. Permit Volume Overview

In the report month, LADBS issued **5,240 building permits** across the City of Los Angeles — a **4.1% decrease** compared to the prior month (5,462 permits). Total declared project valuation reached **\$454.12 million**, with a median project value of **\$9,000**.

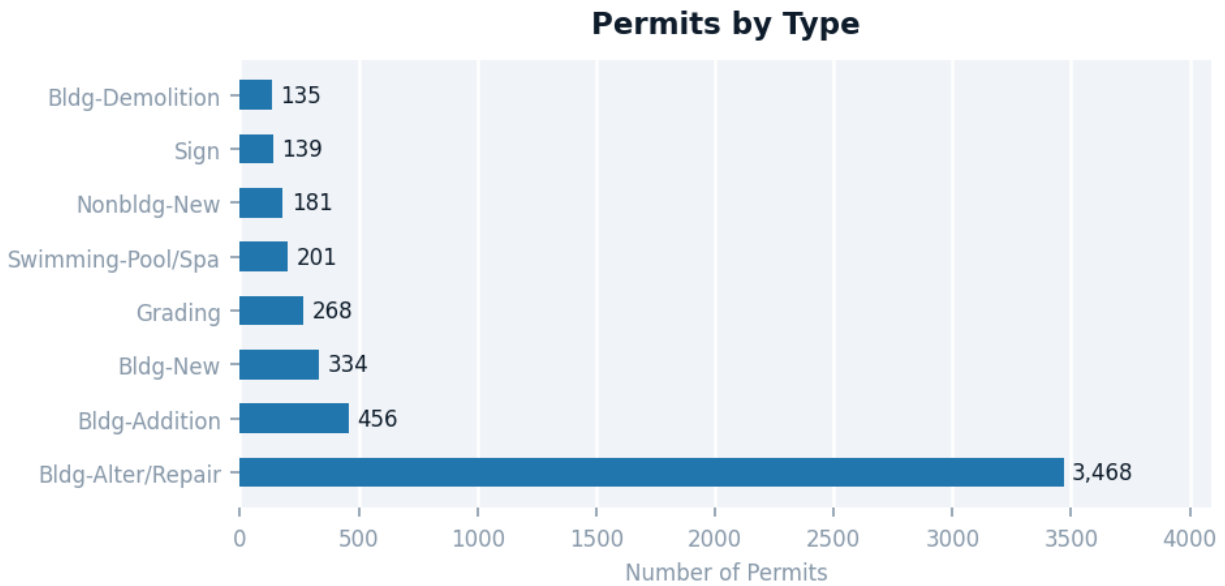


Figure 1: Distribution of permits by type for the report month.

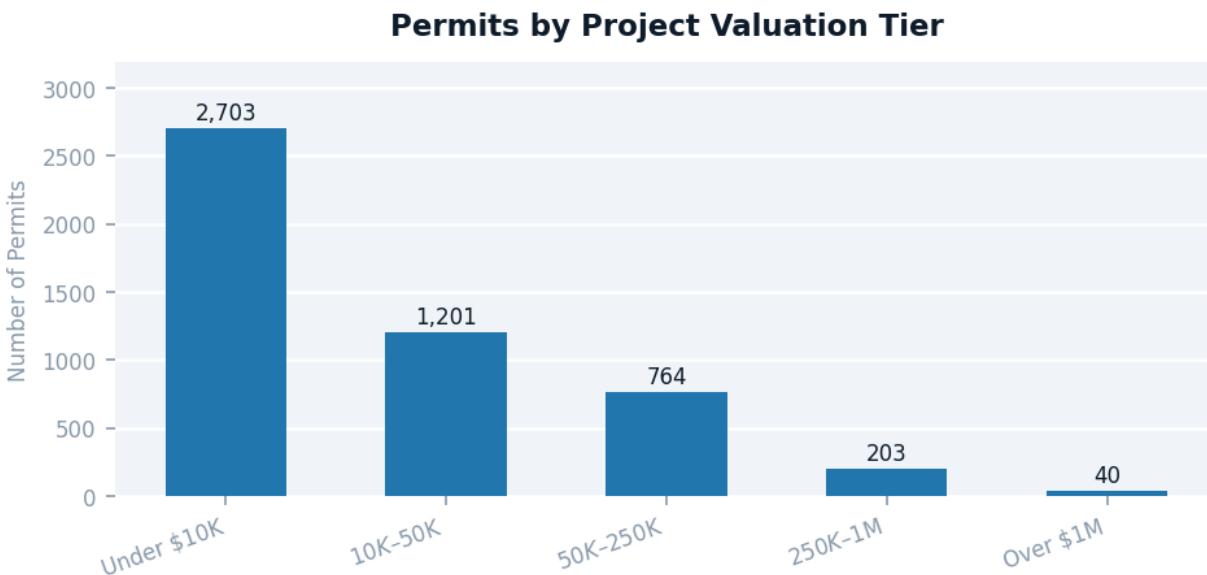


Figure 2: Number of permits by declared valuation bucket (excludes \$0 valuations).

2. Hottest ZIP Codes & Neighborhoods

The tables below identify the most active ZIP codes and community plan areas (neighborhoods) by permit volume. These markets represent the highest concentration of active construction projects — prime territory for contractor business development.

ZIP Code	Permits	Total Val.
90272	188	\$28.4M
90049	125	\$8.8M
90066	116	\$7.3M
91311	114	\$6.5M
91335	110	\$4.9M
90045	104	\$15.3M
91344	103	\$3.2M
91367	99	\$4.6M
91423	94	\$4.8M
91406	90	\$3.8M

Neighborhood	Permits	Total Val.
Northeast Los Angeles	308	\$9.5M
Brentwood - Pacific Palisade	304	\$37.2M
Hollywood	281	\$16.8M
Wilshire	266	\$63.1M
Chatsworth - Porter Ranch	232	\$13.3M
West Adams - Baldwin Hills -	230	\$12.5M
Van Nuys - North Sherman Oak	229	\$13.9M
South Los Angeles	226	\$19.5M
Canoga Park-West Hills-Winne	221	\$11.2M
Encino - Tarzana	210	\$8.5M

Table 1 (left): Top 10 ZIP codes by permit count. Table 2 (right): Top 10 community plan areas by permit count.

3. Project Valuation & Size Analysis

Total declared project valuation for the month was **\$454.12 million**. The median project valuation was **\$9,000**, indicating that most permitted work consists of small-to-mid-scale alterations and repairs. New construction alone accounted for **\$144.96 million** in declared value across **334 permits**.

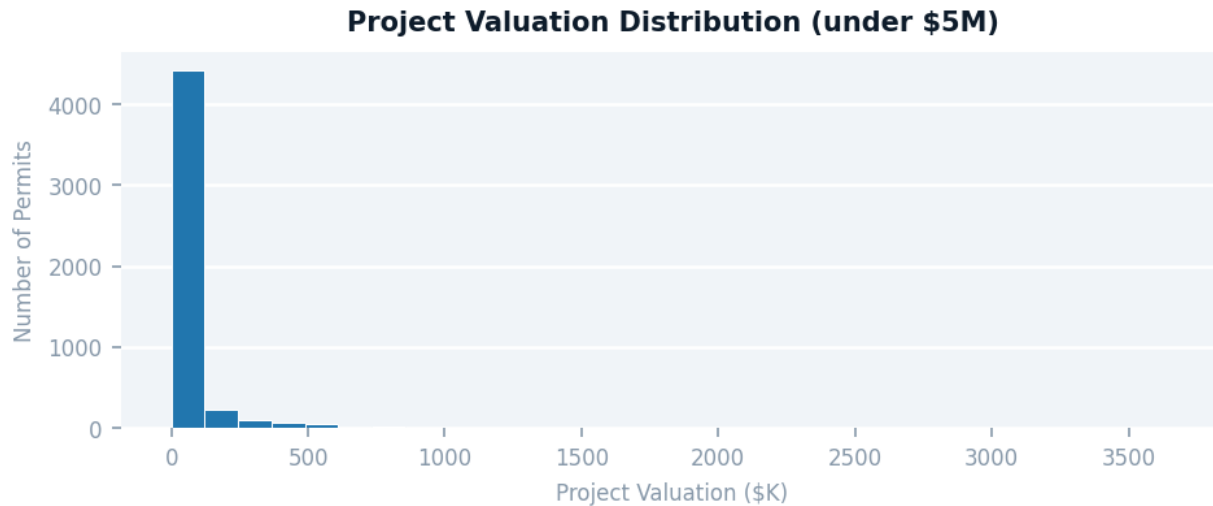


Figure 3: Histogram of project valuations (permits under \$5M shown). Long-tail outliers (large commercial/multifamily) are excluded for readability.

Top 5 Highest-Value Projects

Address	Type	Valuation	Project Description
11740 W WILSHIRE BLVD BLDG A	Bldg-Alter/Repair	\$78,000,000	RENOVATE (E) 25-STORY APARTMENT BUILDING REPAIR FIRE DAMAGE AND MODERNIZE FIRE LIFE SAFETY ...
3550 W WILSHIRE BLVD 1-495	Bldg-Alter/Repair	\$39,950,000	Renovation of existing office building to Joint Living and Work Quarters, including seismi...
345 N MADISON AVE 1-148	Bldg-New	\$10,906,920	EPLAN. NEW 148 UNIT FULLY AFFORDABLE MODULAR HOUSING PROJECT COMPRISED OF 46 VLI, 100 ELI,...
11103 W HARTSOOK ST 1-138	Bldg-New	\$10,000,000	New 138 unit, 6-story, Affordable Housing Apartment with Garage. 5 levels of Type IIIA apa...
9750 S AIRPORT BLVD	Bldg-Alter/Repair	\$7,700,000	ePLAN. CONVERT (E) HOTEL INTO AN 100% AFFORDABLE (572 MI) APARTMENT AND HOTEL. CHANGE OF O...

4. ADU & New Construction Spotlight

Accessory Dwelling Units (ADUs) and new construction permits represent two of the most opportunity-rich segments for contractors. This month, **510 ADU permits** were issued (9.7% of total volume), alongside **334 new construction permits** (6.4% of total) representing **\$144.96 million** in declared valuation.

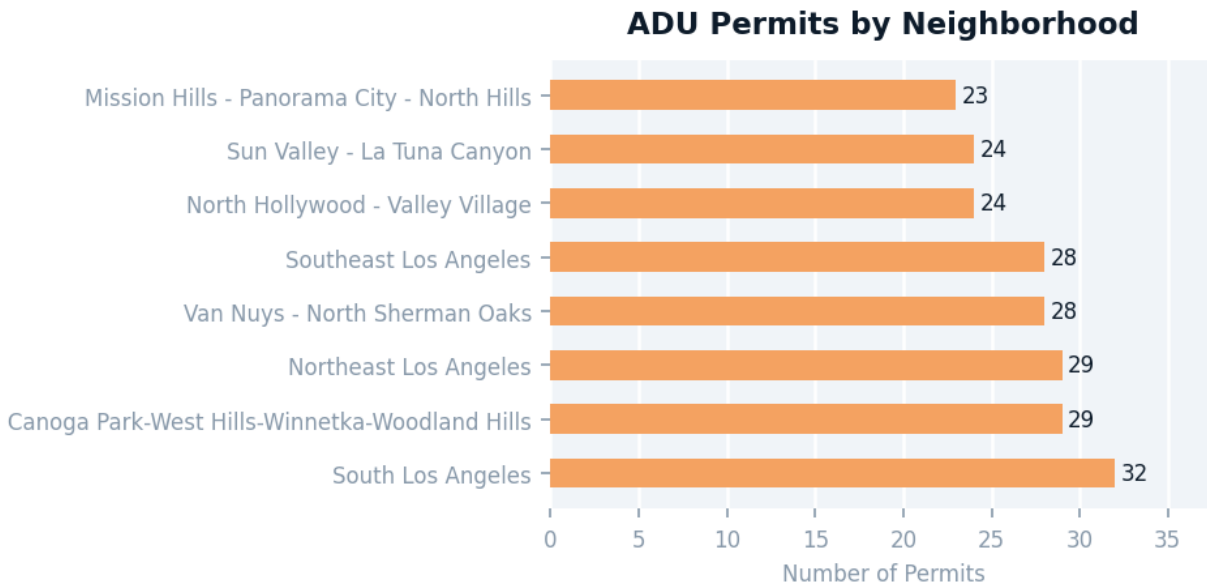


Figure 4: Top neighborhoods for ADU permit activity.

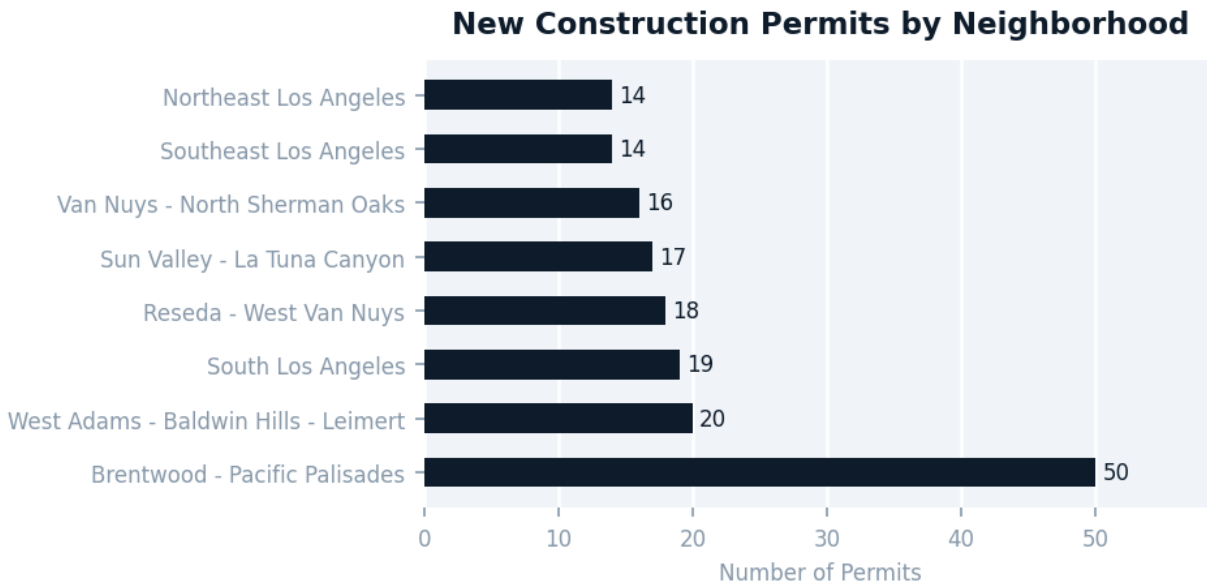


Figure 5: Top neighborhoods for new construction permit activity.

BCAR DATA delivers monthly LA building permit lead lists directly to your inbox within 48 hours.

Visit bcardata.com to purchase or subscribe.

BCAR DATA compiles public LADBS permit records into clean, actionable lead lists for Los Angeles construction professionals. Data is sourced directly from government records and delivered monthly. Coverage: Los Angeles, Dallas, Austin, Houston.