

LOS ANGELES BUILDING PERMIT REPORT

SEPTEMBER 2025

Monthly analysis of construction activity in the City of Los Angeles, based on building permits issued by the Department of Building and Safety (LADBS). Prepared for contractors, builders, and construction industry professionals.

5,399 Total Permits Issued	\$467.4M Total Project Valuation	\$8K Median Project Value	383 New Construction Permits
554 ADU Permits	▲ 1.1% vs. Prior Month		

Data Source: LADBS Public Records via data.lacity.org. All permit counts reflect permits with an issue date within the report month. Valuation figures are as reported on permit applications and may not reflect final project costs.

1. Permit Volume Overview

In the report month, LADBS issued **5,399 building permits** across the City of Los Angeles — a **1.1% increase** compared to the prior month (5,341 permits). Total declared project valuation reached **\$467.37 million**, with a median project value of **\$7,688**.

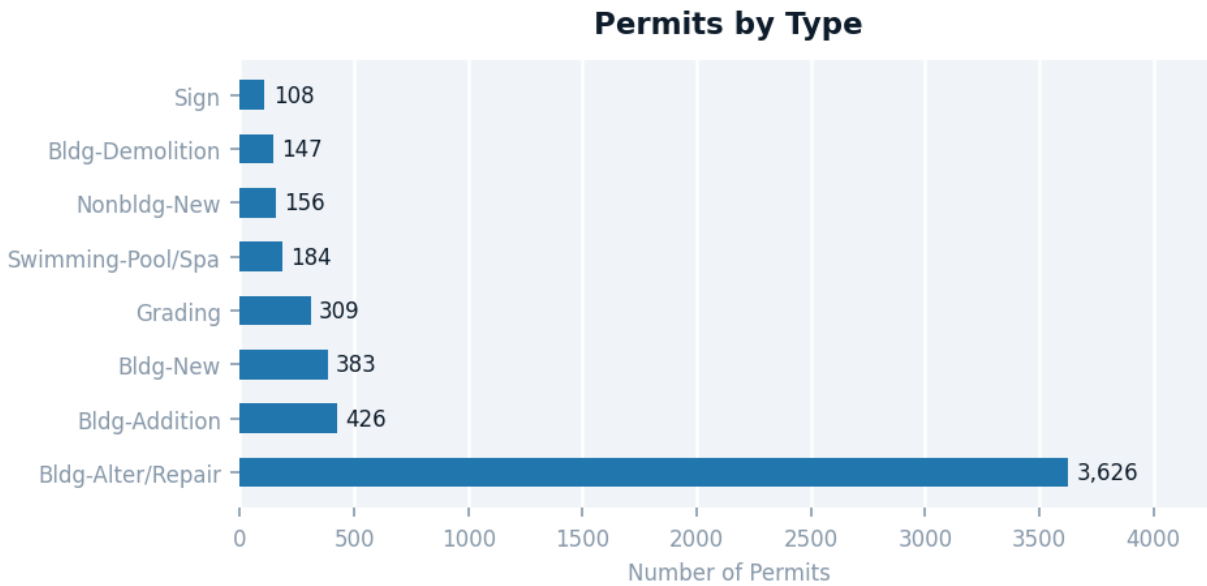


Figure 1: Distribution of permits by type for the report month.

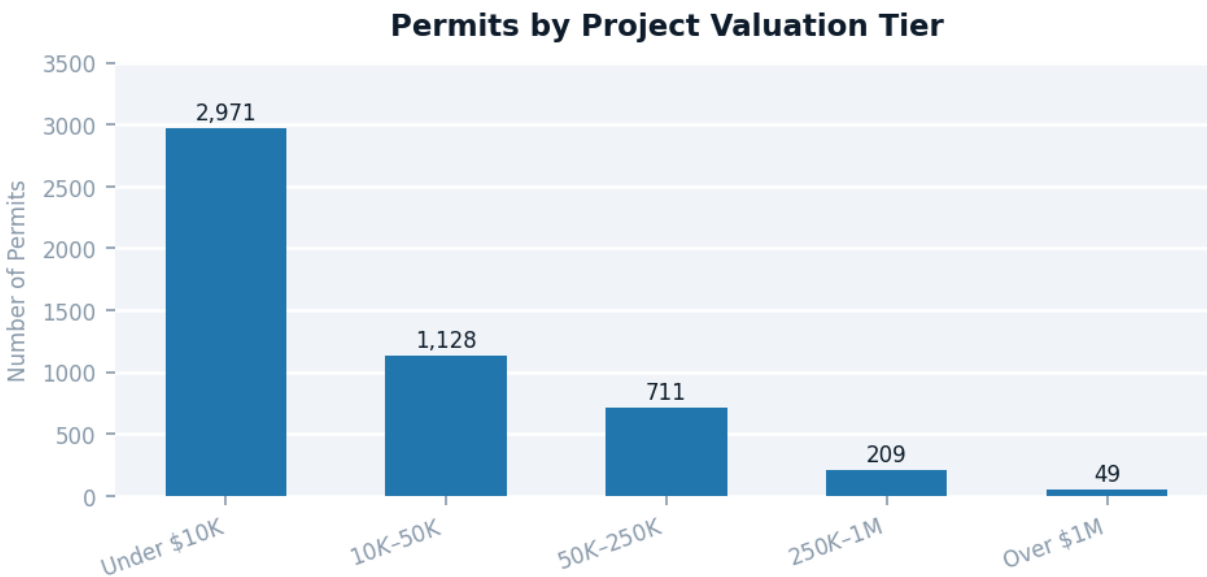


Figure 2: Number of permits by declared valuation bucket (excludes \$0 valuations).

2. Hottest ZIP Codes & Neighborhoods

The tables below identify the most active ZIP codes and community plan areas (neighborhoods) by permit volume. These markets represent the highest concentration of active construction projects — prime territory for contractor business development.

ZIP Code	Permits	Total Val.
90272	270	\$59.1M
90049	165	\$12.4M
91367	118	\$5.2M
90066	112	\$4.1M
91344	102	\$2.5M
90045	98	\$35.7M
91335	98	\$3.4M
91604	95	\$4.6M
91423	88	\$6.5M
90064	88	\$29.4M

Neighborhood	Permits	Total Val.
Brentwood - Pacific Palisade	419	\$62.4M
Northeast Los Angeles	306	\$8.2M
Wilshire	296	\$30.6M
Hollywood	289	\$23.0M
West Adams - Baldwin Hills -	263	\$28.6M
Canoga Park-West Hills-Winne	243	\$9.3M
Encino - Tarzana	228	\$22.5M
Van Nuys - North Sherman Oak	210	\$7.3M
South Los Angeles	209	\$8.7M
Palms - Mar Vista - Del Rey	194	\$8.2M

Table 1 (left): Top 10 ZIP codes by permit count. Table 2 (right): Top 10 community plan areas by permit count.

3. Project Valuation & Size Analysis

Total declared project valuation for the month was **\$467.37 million**. The median project valuation was **\$7,688**, indicating that most permitted work consists of small-to-mid-scale alterations and repairs. New construction alone accounted for **\$173.07 million** in declared value across **383 permits**.

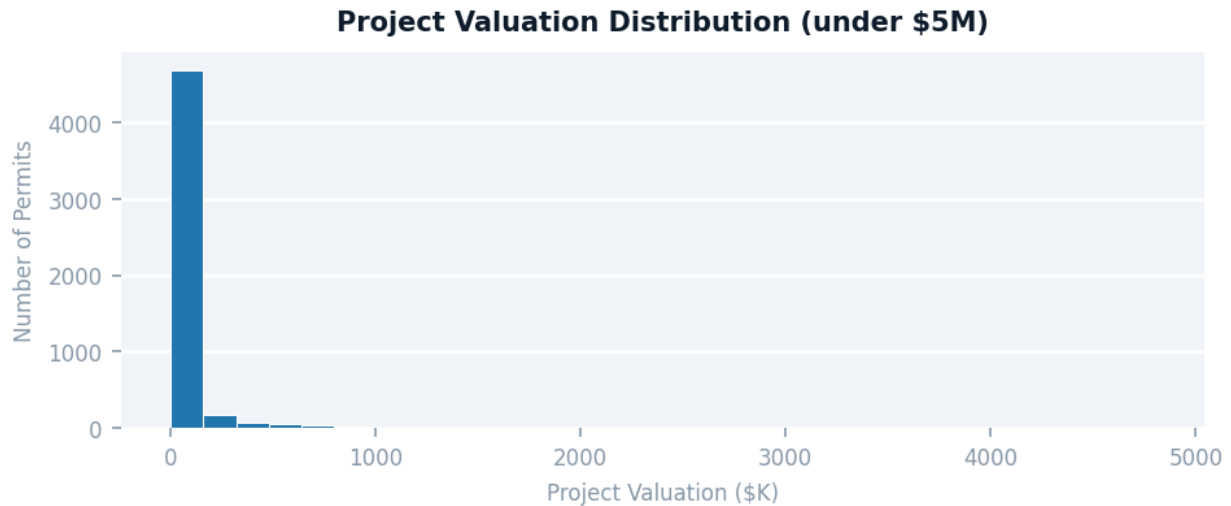


Figure 3: Histogram of project valuations (permits under \$5M shown). Long-tail outliers (large commercial/multifamily) are excluded for readability.

Top 5 Highest-Value Projects

Address	Type	Valuation	Project Description
554 S SAN PEDRO ST 1-104	Bldg-Addition	\$54,387,779	ADDITION OF TOWER 1B, NEW 11 STORY WITH ROOF DECK TYPE IA 104 UNITS (103 VLI) AFFORDABLE H...
2301 S BUNDY DR	Nonbldg-New	\$25,000,000	EARLY START PERMIT FOR FOUNDATION AND PODIUM LEVEL.PERMIT TO ALSO CAPTURE ALL CLEARANCES F...
200 WORLD WAY	Bldg-Alter/Repair	\$15,000,000	**ePlan**LAX**Tenant Improvement work for1- RECLASSIFY AND REGULATE TERMINAL 1, 1.5, 2, AND...
400 S SAN VICENTE BLVD	Bldg-Alter/Repair	\$13,567,725	EARLY START FOUNDATION ONLY SUPPLEMENTAL TO 22010-10000-04364NEW 8 STORY 124 UNITS (14 VLI...
3455 W SLAUSON AVE	Bldg-New	\$10,845,000	*ePlan* **** (SB330/ED1) **** NEW 6 STORY 75 UNITS (15 MI UNITS + 59 LI UNITS + 1 MANAGER'...

4. ADU & New Construction Spotlight

Accessory Dwelling Units (ADUs) and new construction permits represent two of the most opportunity-rich segments for contractors. This month, **554 ADU permits** were issued (10.3% of total volume), alongside **383 new construction permits** (7.1% of total) representing **\$173.07 million** in declared valuation.

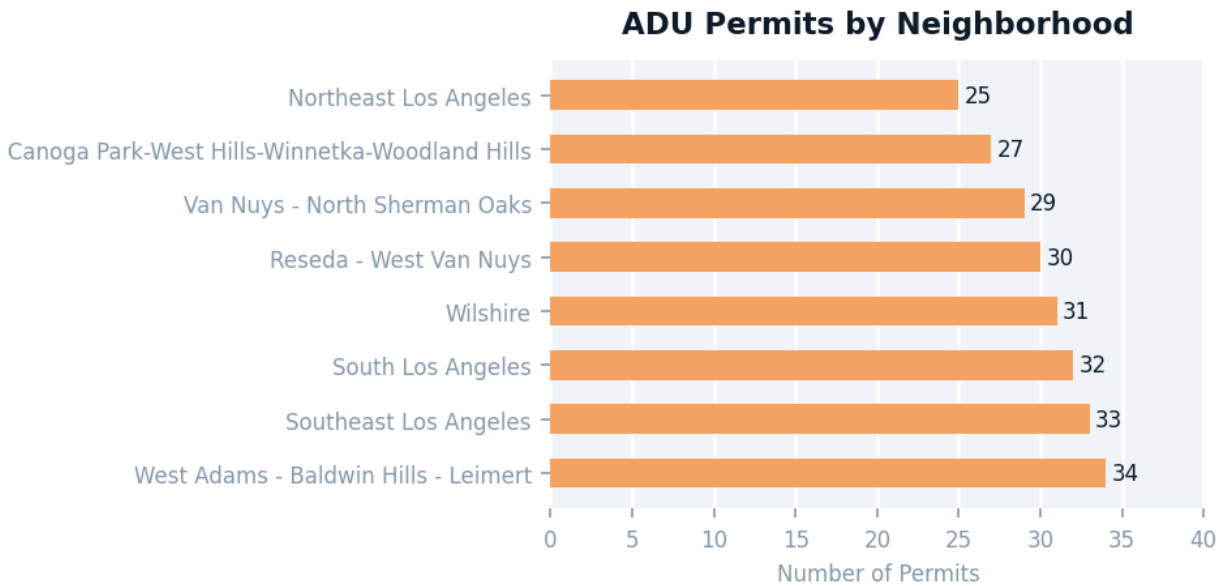


Figure 4: Top neighborhoods for ADU permit activity.

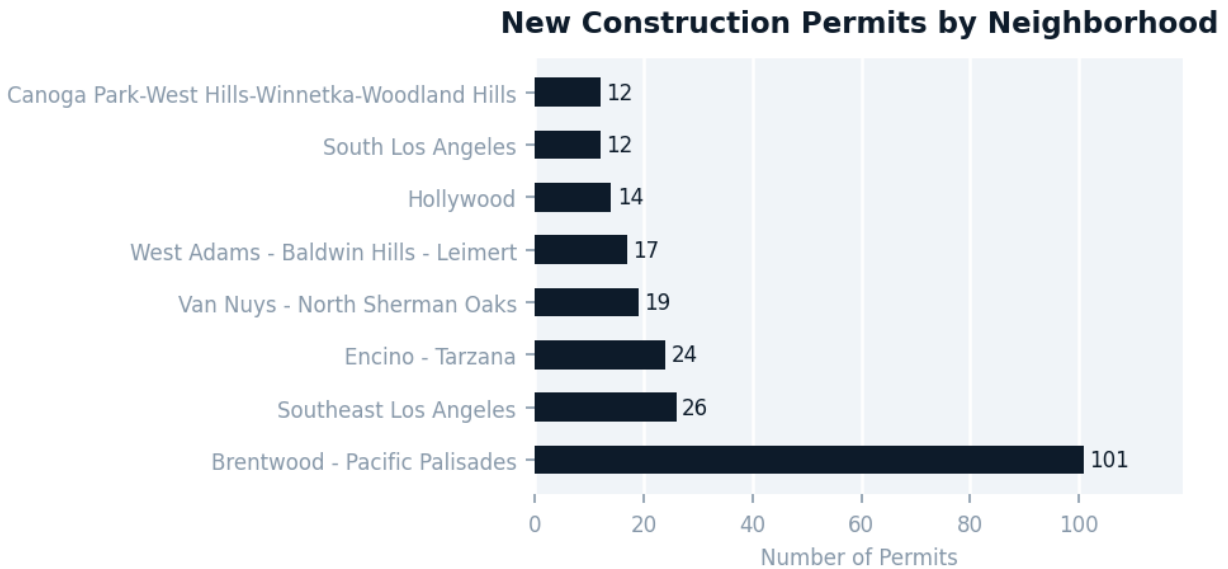


Figure 5: Top neighborhoods for new construction permit activity.

BCAR DATA delivers monthly LA building permit lead lists directly to your inbox within 48 hours.

Visit bcardata.com to purchase or subscribe.

BCAR DATA compiles public LADBS permit records into clean, actionable lead lists for Los Angeles construction professionals. Data is sourced directly from government records and delivered monthly. Coverage: Los Angeles, Dallas, Austin, Houston.