

LOS ANGELES BUILDING PERMIT REPORT

OCTOBER 2025

Monthly analysis of construction activity in the City of Los Angeles, based on building permits issued by the Department of Building and Safety (LADBS). Prepared for contractors, builders, and construction industry professionals.

5,847 Total Permits Issued	\$476.5M Total Project Valuation	\$8K Median Project Value	395 New Construction Permits
554 ADU Permits	▲ 8.3% vs. Prior Month		

Data Source: LADBS Public Records via data.lacity.org. All permit counts reflect permits with an issue date within the report month. Valuation figures are as reported on permit applications and may not reflect final project costs.

1. Permit Volume Overview

In the report month, LADBS issued **5,847 building permits** across the City of Los Angeles — a **8.3% increase** compared to the prior month (5,399 permits). Total declared project valuation reached **\$476.48 million**, with a median project value of **\$7,871**.

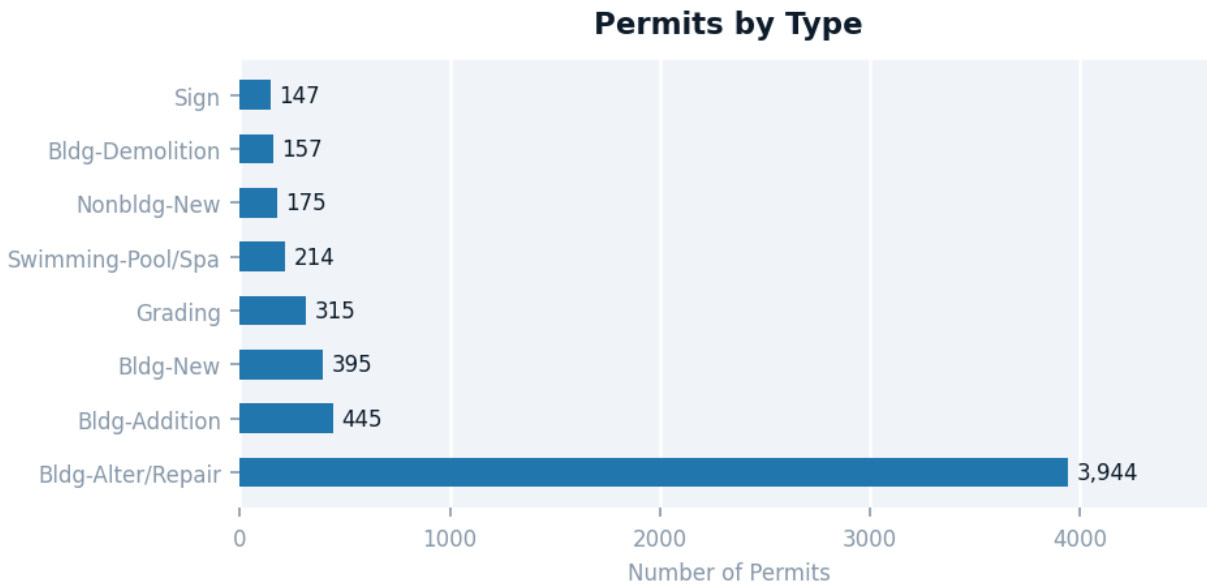


Figure 1: Distribution of permits by type for the report month.

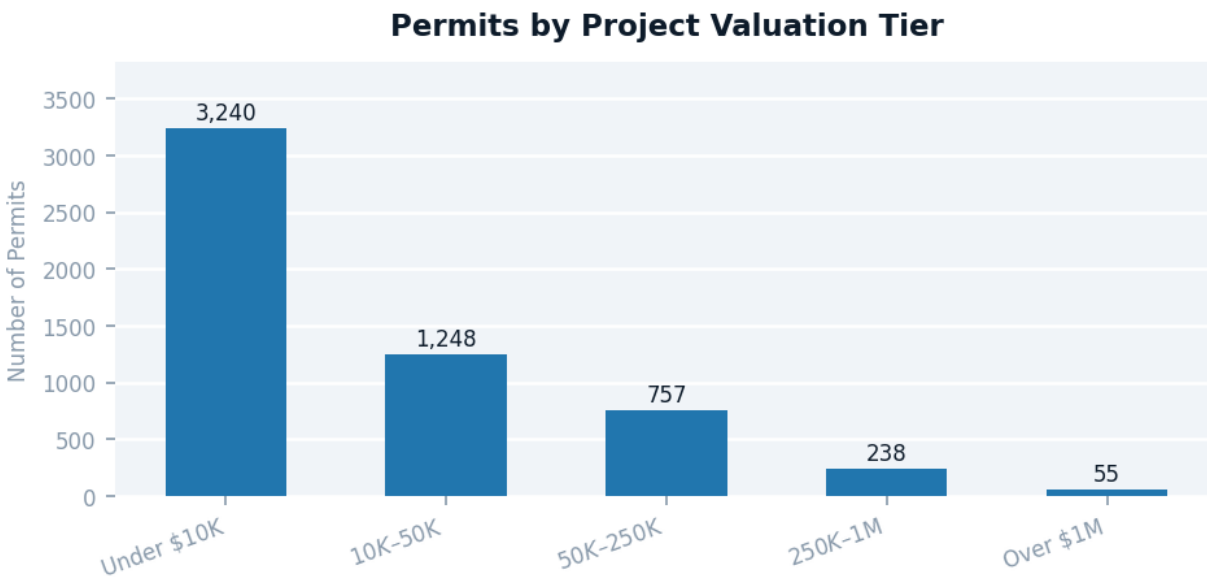


Figure 2: Number of permits by declared valuation bucket (excludes \$0 valuations).

2. Hottest ZIP Codes & Neighborhoods

The tables below identify the most active ZIP codes and community plan areas (neighborhoods) by permit volume. These markets represent the highest concentration of active construction projects — prime territory for contractor business development.

ZIP Code	Permits	Total Val.
90272	334	\$84.1M
90049	158	\$9.9M
90066	141	\$6.7M
90045	141	\$17.1M
91344	137	\$4.2M
90064	124	\$6.1M
91335	116	\$3.5M
90026	107	\$4.0M
91423	104	\$5.2M
90025	101	\$4.4M

Neighborhood	Permits	Total Val.
Brentwood - Pacific Palisade	478	\$93.3M
Northeast Los Angeles	351	\$36.2M
Wilshire	322	\$12.3M
Hollywood	307	\$42.5M
Canoga Park-West Hills-Winne	298	\$11.7M
West Los Angeles	267	\$19.8M
South Los Angeles	265	\$9.2M
West Adams - Baldwin Hills -	260	\$32.4M
Palms - Mar Vista - Del Rey	239	\$23.0M
Van Nuys - North Sherman Oak	207	\$7.3M

Table 1 (left): Top 10 ZIP codes by permit count. Table 2 (right): Top 10 community plan areas by permit count.

3. Project Valuation & Size Analysis

Total declared project valuation for the month was **\$476.48 million**. The median project valuation was **\$7,871**, indicating that most permitted work consists of small-to-mid-scale alterations and repairs. New construction alone accounted for **\$227.39 million** in declared value across **395 permits**.

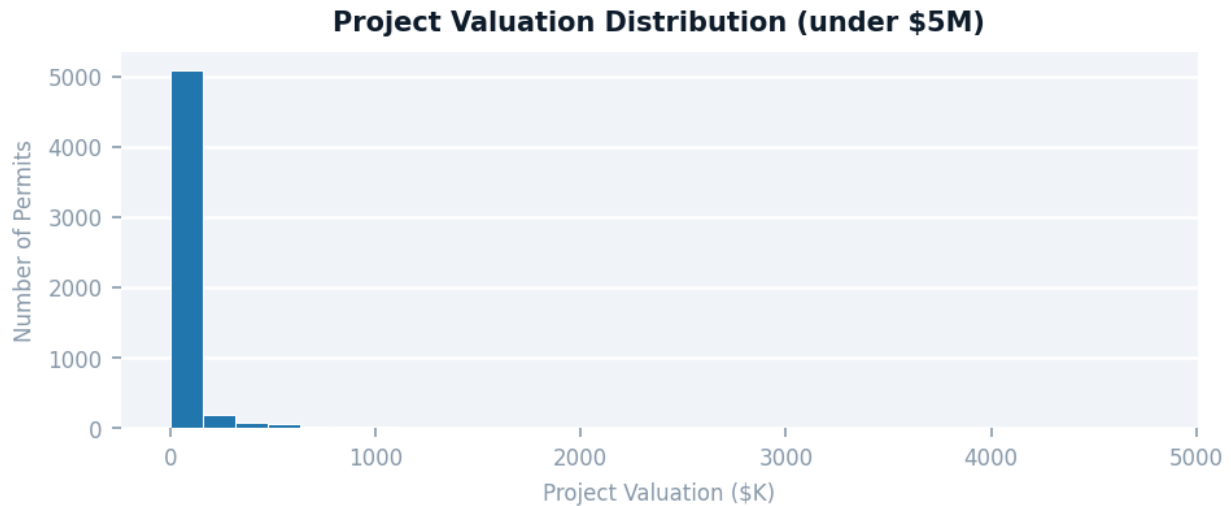


Figure 3: Histogram of project valuations (permits under \$5M shown). Long-tail outliers (large commercial/multifamily) are excluded for readability.

Top 5 Highest-Value Projects

Address	Type	Valuation	Project Description
1023 N BERENDO ST 1-128	Bldg-New	\$15,046,000	NEW 6 STORY 128 UNITS (128 total units, 2 units VLI, 99 units LI, 26 units MI) AFFORDABLE...
3200 E ANAHEIM ST	Nonbldg-New	\$15,000,000	New on-dock rail support facilities and rail tracks.
2517 S MANSFIELD AVE 1-116	Bldg-New	\$13,158,986	*eplan* NEW 5 STORY WITH ROOF DECK 116 UNITS (91 LI + 24 MI) MIXED-USEAFFORDABLE HOUSING A...
8353 N SEPULVEDA BLVD	Bldg-New	\$12,000,000	CONSTRUCTION OF NEW TWO STORY MAZDA DEALERSHIP WITH SHOWROOM, SERVICE BAYS AND STORAGE, NE...
4100 N MISSION ROAD	Bldg-Addition	\$11,500,000	REMOVE PORTION OF (E) BASMENT & GROUND FLOOR OF (E) TYPE III-B WAREHOUSE BUIDING & ADD T...

4. ADU & New Construction Spotlight

Accessory Dwelling Units (ADUs) and new construction permits represent two of the most opportunity-rich segments for contractors. This month, **554 ADU permits** were issued (9.5% of total volume), alongside **395 new construction permits** (6.8% of total) representing **\$227.39 million** in declared valuation.

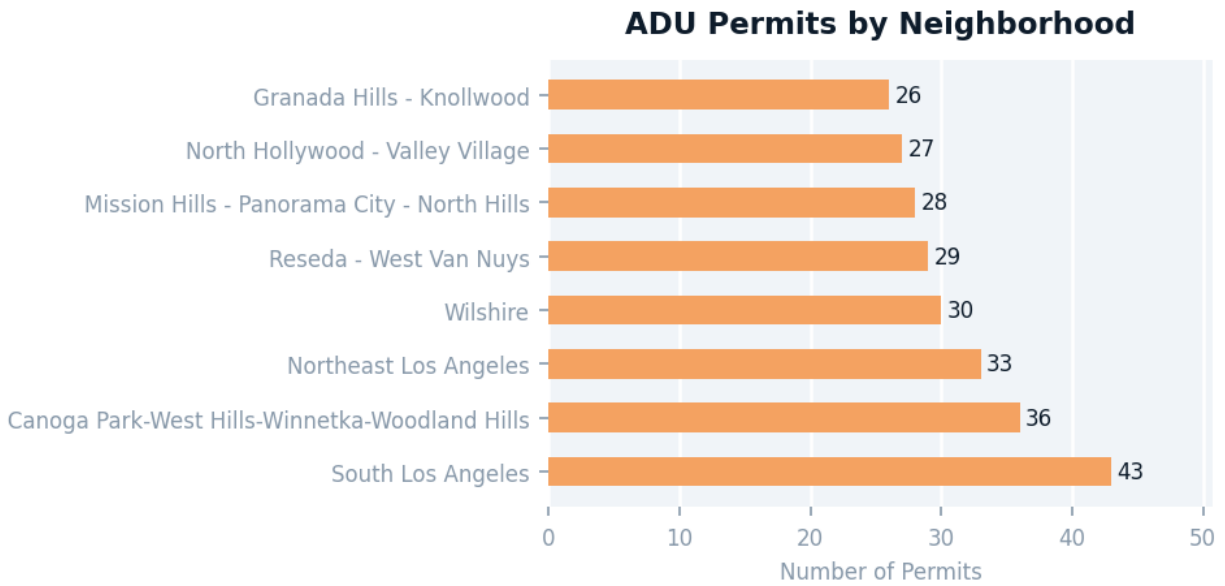


Figure 4: Top neighborhoods for ADU permit activity.

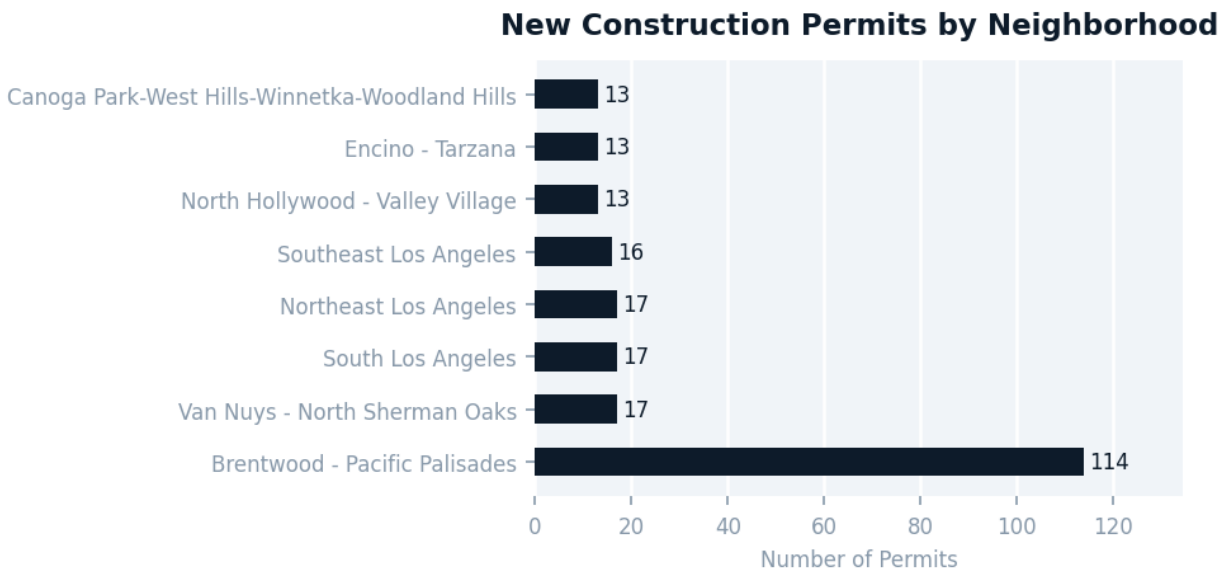


Figure 5: Top neighborhoods for new construction permit activity.

BCAR DATA delivers monthly LA building permit lead lists directly to your inbox within 48 hours.

Visit bcardata.com to purchase or subscribe.

BCAR DATA compiles public LADBS permit records into clean, actionable lead lists for Los Angeles construction professionals. Data is sourced directly from government records and delivered monthly. Coverage: Los Angeles, Dallas, Austin, Houston.